



AC

show ap

AC show ap-config slot apname  
radio

AP

AP

```
JHC-AC#show ap-config slot LCBY-01-N-1
...
Install Slot Number: 23
...

```



AP

AP

```
Ruijie#show dvmg state
index slot_id type fsm_state dev_state online time system uptime ifx mac
-----
1 1 CARD Run Online 7:5:22:2 7:5:22:42 17 5869.6c40.8f3d
2 2 CARD Run Online 7:5:21:20 7:5:22:41 18 5869.6c40.4db8
3 3 CARD Run Online 7:5:20:48 7:5:22:41 19 5869.6c40.560f
4 4 CARD Run Online 7:5:20:33 7:5:22:41 20 5869.6c40.4f61
```



AP

show devices cmd LINE

AP

AP

1

```
am5528-2#sh iot
IOT Set:
IP : 172.29.29.41
```

2

```
am5528-2#sh iot radio
=====show iot radio status=====
Radio: Radio ID
      E = enabled, D = disabled

Online Radio number: 1
Offline Radio number: 23
```

Radio	Service	Status	Work Pattern	Mac Address	Radio-type	Radio-state
1	ibeacon	D	BLE Ibeacon	ffff.ffff.ffff	BLE4.0	DOWN
2	ibeacon	E	BLE Ibeacon	ffff.ffff.ffff	BLE4.0	UP
3	ibeacon	E	BLE Ibeacon	ffff.ffff.ffff	BLE4.0	UP
4	ibeacon	E	BLE Ibeacon	ffff.ffff.ffff	BLE4.0	UP
5	ibeacon	E	BLE Ibeacon	ffff.ffff.ffff	BLE4.0	UP
6	ibeacon	E	BLE Ibeacon	ffff.ffff.ffff	BLE4.0	UP
7	ibeacon	E	BLE Ibeacon	ffff.ffff.ffff	BLE4.0	UP
8	ibeacon	E	BLE Ibeacon	ffff.ffff.ffff	BLE4.0	UP
9	ibeacon	E	BLE Ibeacon	ffff.ffff.ffff	BLE4.0	UP
10	ibeacon	E	BLE Ibeacon	ffff.ffff.ffff	BLE4.0	UP
11	ibeacon	E	BLE Ibeacon	ffff.ffff.ffff	BLE4.0	UP
12	ibeacon	E	BLE Ibeacon	ffff.ffff.ffff	BLE4.0	UP
13	ibeacon	E	BLE Ibeacon	ffff.ffff.ffff	BLE4.0	UP
14	ibeacon	E	BLE Ibeacon	ffff.ffff.ffff	BLE4.0	UP
15	ibeacon	E	BLE Ibeacon	ffff.ffff.ffff	BLE4.0	UP
16	ibeacon	E	BLE Ibeacon	ffff.ffff.ffff	BLE4.0	UP
17	ibeacon	E	BLE Ibeacon	ffff.ffff.ffff	BLE4.0	UP
18	ibeacon	E	BLE Ibeacon	ffff.ffff.ffff	BLE4.0	UP
19	ibeacon	E	BLE Ibeacon	ffff.ffff.ffff	BLE4.0	UP
20	ibeacon	E	BLE Ibeacon	ffff.ffff.ffff	BLE4.0	UP
21	ibeacon	E	BLE Ibeacon	ffff.ffff.ffff	BLE4.0	UP
22	ibeacon	E	BLE Ibeacon	ffff.ffff.ffff	BLE4.0	UP
23	ibeacon	E	BLE Ibeacon	ffff.ffff.ffff	BLE4.0	UP

3 + iotp

```
am5528-2#sh iot server
-----show iot server status-----
Platform Status: UNAUTHORIZED
Status: UNAUTHORIZED
```

未认证通过 ← 表示

```
slot#show iot radio v
slot#show iot radio version
-----show iot radio version-----
Radio Service Mac Address Software Version
-----
1 ibeacon 7c01.0af7.915a 010001
```

+ web

+AP

AP名称模糊查询

AP总数：8个    在线Radio卡总数：149个    离线Radio卡总数：2个

AP名称：BeiQuSuShe17Dong#1F-East    未安装 2个

AP MAC：5869.6c33.7203    在线 22个

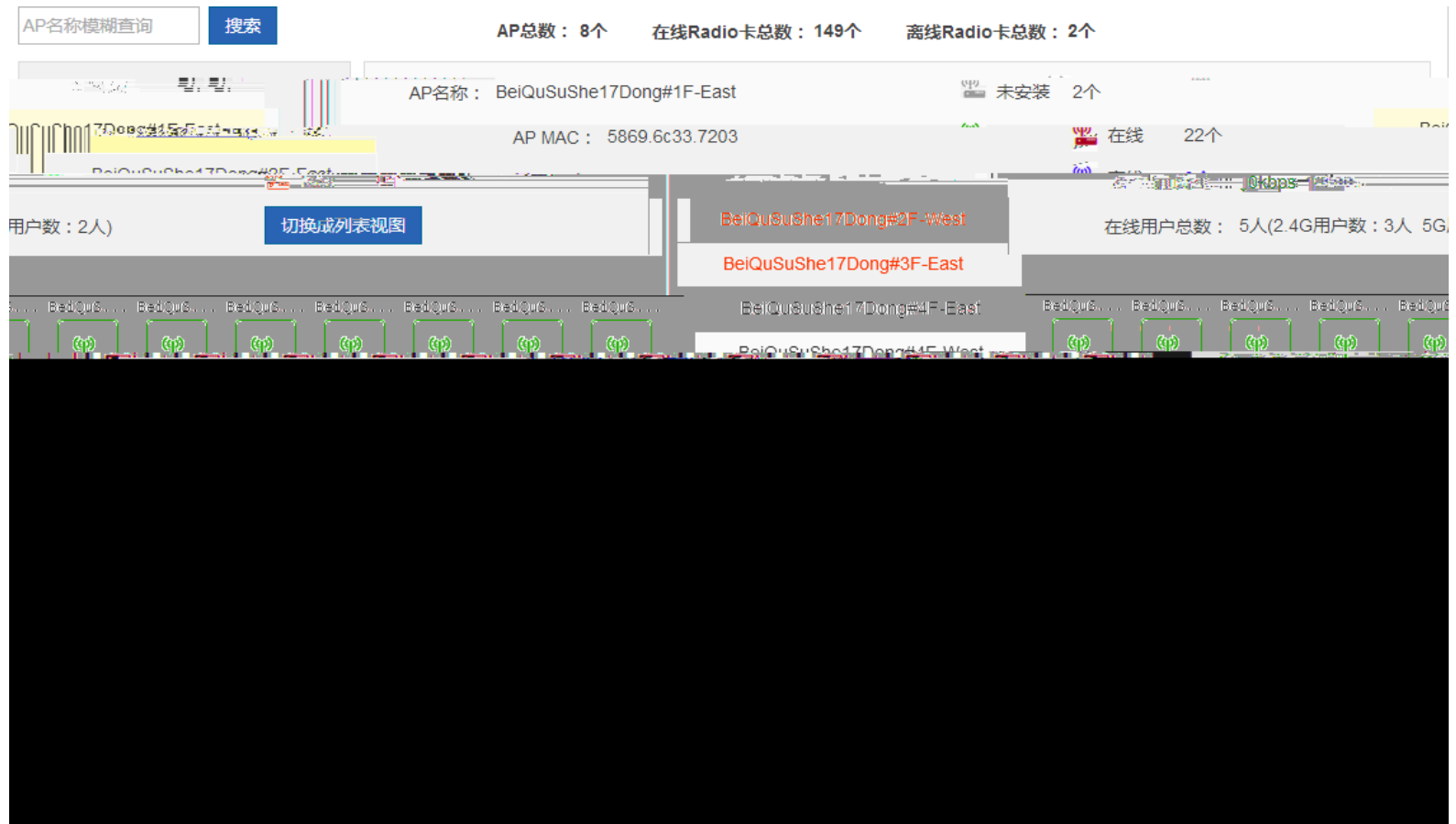
用户数：2人    切换成列表视图

BeiQuSuShe17Dong#2F-West    在线用户总数：5人(2.4G用户数：3人 5G

BeiQuSuShe17Dong#3F-East

BeiQuSuShe17Dong#4F-East

BeiQuSuShe17Dong#5F-West



### 配置射频卡1



说明：如果感觉信号不稳定或感觉信号强度不够，可以尝试手动调整以下参数！

注意：信号还跟“天线是否拧紧，周围信号干扰，有磁场(如太靠近电磁炉)，有隔多道墙”等因素有关！

射频卡名称：	<input type="text"/>
2.4G网络：	<input type="checkbox"/> ON <input type="checkbox"/> OFF
当前所在的国家：	中国(大陆) <input type="text"/>
无线信道：	11 <input type="text"/>
信号强度：	自动 <input type="text"/>
最大无线用户数：	<input type="text"/>
无线频率带宽：	20MHz <input type="text"/>

完成配置  取消



+ AP AP AP AP  
AP AC AP  
FLASH 11.1 B9P2 AP AP  
MAP552\MAP552-S ) AM5514\AM5528 AP(MAP552-W  
AP AP AC AP AP  
+AM5528 AM5528(ES),AM5532 license,AM5514 license



Q AP

A 2.4G 15dbm 5.8G 18dbm  
10 30m

AP

Q AP AP MCU

A

Q: + CAPWAP

A 1500 AM5528 IP mtu

Q: 100 100

! /



Q:AM5514 AP

AM5514 AP MAP552(S) 12  
MAP552/MAP552-W/MAP752(S)/MAP752(E) 10 MAP552(S)  
AP 10

AM5514 HPOE AP MAP552(S) 12  
MAP552/MAP552-W/MAP752(S)/MAP752(E) 8 MAP552(S)  
AP 8

AM5514 4 8

Q:AM5514    HPoE

Q: AM5514

A:AM5514 14 HPoE

+ AP AP AP AP  
FLASH AP 11.1(5)B9P2 AP AC AP  
AP AP AP AC AP AP AP

```
Ruijie(config)# ac-controller  
Ruijie(config-ac)# active-bin-file am5528.bin  
Ruijie(config-ac)# active-bin-file map552s.bin  
Ruijie(config-ac)# ap-image auto-upgrade
```

I

Q:



		AP	AP POE	10000 AP 10000 POE 420 + 420 +AP 4%
		CAPWAP	AP CAPWAP	AP 1/6
	/ AP		AP	
	/ AP	AP	AP	AP +
		AP	POE	AP AP AP POE
		AP	AP	AP

Q:MAP752 T

A:MAP752 T

7m

Q: MAP752 T

A:MAP752 T  
APP— nRF connect

Q MAP752(T)

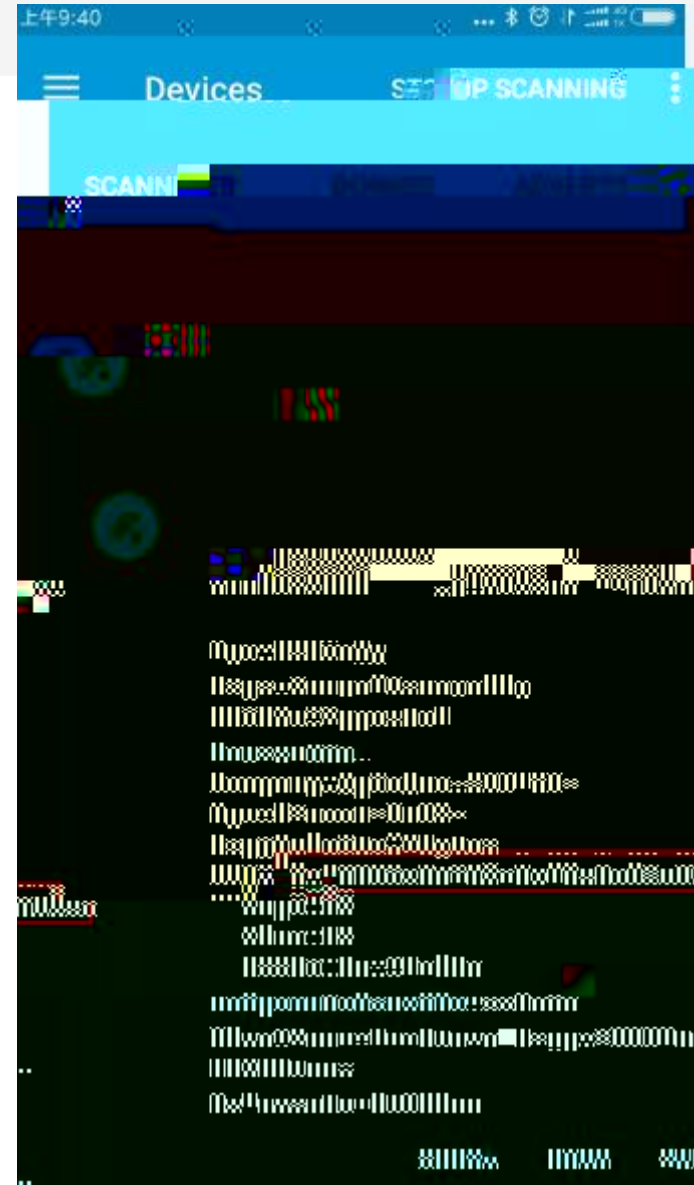
A 15m


Q MAP752(T)

+

A

	IOT
	IOT







1 LED

AC

show ap-config summary slot interface

Ruijie#sh ap-config summary slot interface

AP(5528ep)'s information

AP mac	IP Address	Slot ID	Role	Status	Duplex	Speed	CRC
00d0.f822.3434	192.168.67.155	1	master	up	Full	1000M	0
00d0.f822.3434	192.168.67.155	2	master	up	Full	10M	0 //
00d0.f822.3434	192.168.67.155	3	master	up	Full	1000M	68 //crc
						5	0

CRC

5

AP

AP

RJ45

RJ45

RJ45

10

30

10M/100M CRC

CRC

CRC

AP

clear interface

CRC





+

UP

+AP

[www.ruijie.com.cn](http://www.ruijie.com.cn)

[www.ruijie.com.cn/service.aspx](http://www.ruijie.com.cn/service.aspx)

[support.ruijie.com.cn](http://support.ruijie.com.cn)

[webchat.ruijie.com.cn](http://webchat.ruijie.com.cn)

4008-111-000