

按  
接口

笔  
指示灯

□


网口


网口


直流适配器

□









```
interface Dot11radio 1/0
country-code CN
radio-type 802.11b
rate-set 11b mandatory 1 2 5 11
rate-set 11g mandatory 1 2 5 11
rate-set 11g support 6 9 12 18 24 36 48 54
rate-set 11a_mandatory 6 12 24
```

The screenshot shows a configuration page with a dark background and white text. Several fields are highlighted with colored boxes:

- Red boxes:**
  - One box highlights a field in the top left, possibly a radio type or mode.
  - Another box highlights a field in the top right, possibly a radio type or mode.
  - A third box highlights a field in the middle, possibly a radio type or mode.
- Blue box:**
  - A box highlights a field in the bottom right, possibly a radio type or mode.

The interface includes various tabs and sections, with some text partially obscured by the boxes and the dark background.

